



**Lockwood
001 Touch**

Lockwood Keyless Entry



GCD1157SQ
'ARNHEM'



GCD1157SS
'KIMBERLEY'



GCD1232SF
'DAINTREE'



GCD244SF
'KAKADU'



GCD1235SS
'LOTUS'



GCD1605SS
'HAMILTON'



GCD239SS - 'MORETON'
450mm Split
600mm Split




GCD239SF - 'MORETON'
600mm Split
800mm Split
1200mm Split
1500mm Split



GCD252SF
'HINCHINBROOK'



GCD1230SS
'RESORT'



Roller mortice locks are suitable for use with all types of pull handles, single or double cylinder and your choice of round or square escutcheons. Extended striker required for use with pivot doors. Rebate kit required for use with rebated doors.



GCD3036SF
'VINEYARD'



GCD3031SF
'SERENITY'




GCD3033SF
'IMAGES'



GCD 1257SS
'AQUARIUS'



GCD1125SS
'SHERATON'



GCD1611SS
300mm
600mm
'MARQUIS'



GCD1006SS
600mm
900mm
'MERIDIEN'



GCD1163SS
600mm
1300mm
'COOLUM'



**Lockwood Square
'Paradigm'**



**Lockwood Round
'Paradigm'**

**All handles sold as
back-to-back pairs!**

The Lockwood '7580SC' roller bolt when used in conjunction with a deadlock can provide an alternate locking solution to a roller mortice lock. Suitable for pivot or hinged doors, both internal and external applications.

SS - Stainless Steel




GCD1058SS
'NOOSA'



GCD1024SS
'SOUL'



GCD2560SS
'AQUILA'



GCD2022
'METRO'